



Positive Behavioral Interventions & Support

Module 2: Developing Clear Schoolwide Expectations

Ohio | Department of Education

Ohio PBIS Training Modules



Ohio
PBIS
Network

Module 1

Introduction to PBIS

Module 2

Developing Clear School-wide
Expectations

Module 3

Teaching Behavior Expectations
Across All Settings

Module 4

Encouraging and Acknowledging
Desired Behavior

Module 5

Discouraging Problem Behavior

Module 6

Data-Based Decision-Making

Learning Objectives

Module 2: Developing Clear Schoolwide Expectations



Ohio
PBIS
Network

- Develop 3-5 overarching expectations (ex. respectful, responsible, etc.)
- Develop a matrix of how these expectations are specific, positively stated and can be behaviorally demonstrated in all areas of the school (i.e. classroom, hall, bus area, etc.)

Schoolwide expectations are

- specific
- positively stated
- overarching behaviors
- that are desired for **ALL** faculty, students and families.



Why Do We Need Schoolwide Expectations?

Avoids the assumptions that students should know how to behave

Makes hidden rules or expectations overt

Addresses potential mismatches between home and school cultures

Promotes pro-social skills and builds consistency

Developing Expectations

- Determining what your school already has in place
- Getting input from all stakeholders
 - Who are your stakeholders?
 - How will you get input?
- Making the final decision
 - What process will your team use to determine the final 3-5 expectations?



Setting Clear Expectations



- 3-5 overarching behavioral expectations
- Agreed upon expectations
- Clearly communicated with behavioral examples
- Overtly taught in all settings (classroom & non-classroom)
- Understood by all
- Posted & distributed widely
- Consistently implemented by all adults

Sprick, et. al. 1998

Non-Examples of Expectations



No running



Don't throw food

No hitting



No yelling



Poster Examples





Respect others,
Manage self,
Solve problems
responsibly

Shilohview's Shining Stars



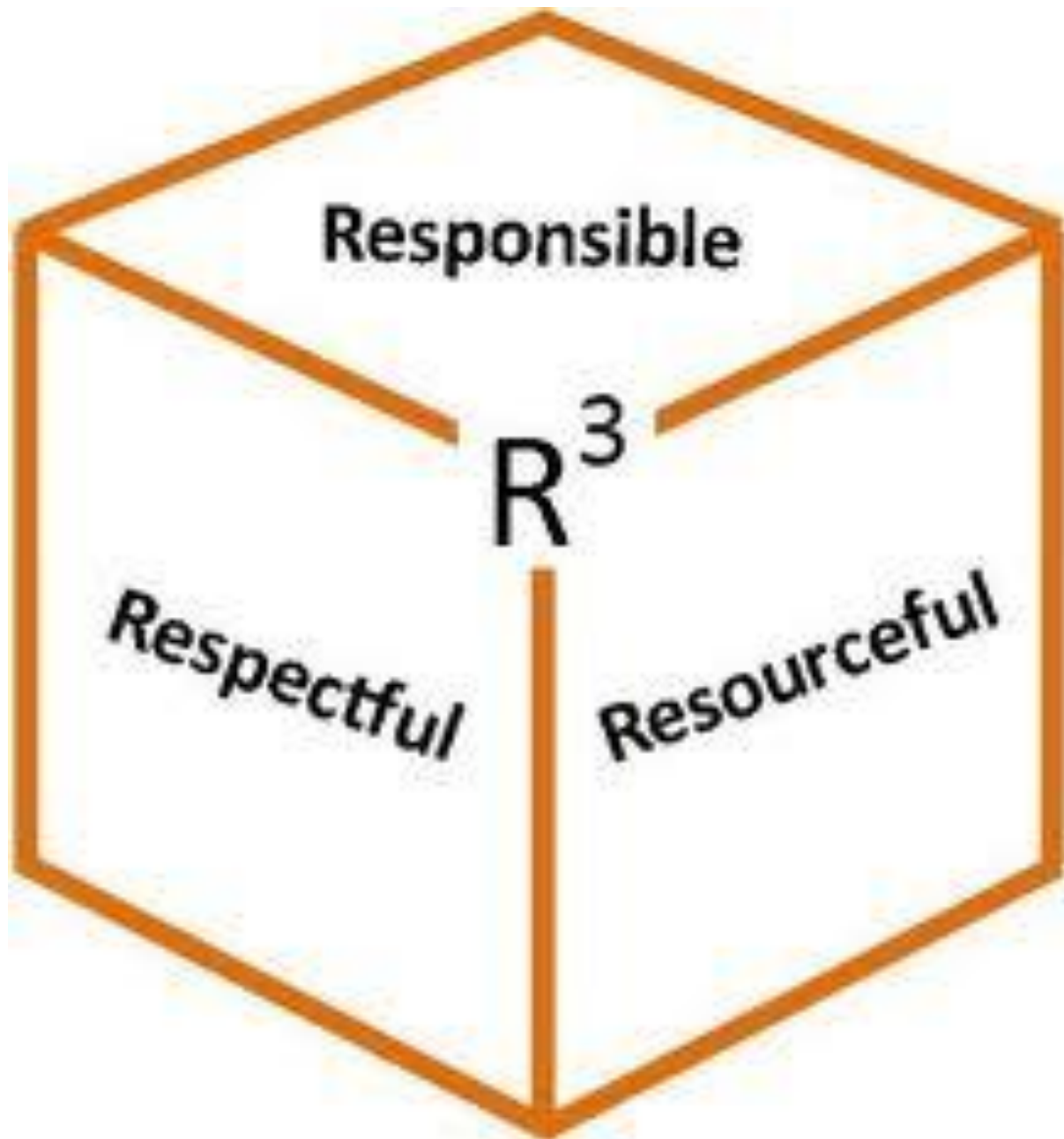
Performance

Respect

Integrity
Determination
Effort

Greg Rasmussen
Superintendent

M
Middle
Pride
Performance
Respect
Integrity
Determination
Effort



**PLEASE BE:
RESPECTFUL
RESPONSIBLE**



**AND
SAFE**



Outside of the Classroom



The Three R's of
Terwilliger



Respect Ourselves.

Respect Others.

Respect Property.

School Rules
Safe
Be: Responsible
Respectful



Developing a Matrix

Defining Expectations in Specific Settings

- Identifying all settings in your building
- Defining your expectations for each setting
 - What do they look/sound like?
 - Why?
 - How?




Non-Examples of a Matrix


	Halls	Class	Café	Library	Bus
Be Ready	Don't talk Be Good	Don't Talk Do Your Work	Don't Yell	Use Your Indoor Voice	Don't Stand
Be Responsible	Don't Run	Don't make a mess Pay attention	Don't Steal	Bring your books back	Listen to the driver
Be a Problem Solver	Don't Fight	Don't Fight	No Fighting	Ask questions	

Example of a Matrix

Area	Be Respectful	Be Responsible	Be a Problem Solver	Be Trustworthy
Hallway	<ul style="list-style-type: none"> *Respect others' personal space and *Be quiet *Keep hands, feet & objects to yourself 	<ul style="list-style-type: none"> *Walk behind teacher/leader in single file as directed *Go directly to destination *Have a pass 	<ul style="list-style-type: none"> *Think before you act *Report serious problems to staff/teachers *If in a disagreement with peer, walk away 	<ul style="list-style-type: none"> *Be truthful *Do what's right, even when no one is watching *Get materials and go back to class immediately
Cafeteria	<ul style="list-style-type: none"> *Use inside voice **Keep hands, feet & objects to yourself *Use appropriate language 	<ul style="list-style-type: none"> *Have money/ID ready *Carefully dispose of trays *Clean up area *Walk to assigned table *Stay seated until finished 	<ul style="list-style-type: none"> *Think before you act *Report serious problems to staff/teachers *If in a disagreement with peer, walk away 	<ul style="list-style-type: none"> *Be truthful *Report problems to staff/teachers *Stay in place in line *Do what's right, even when no one is watching
Restroom	<ul style="list-style-type: none"> *Give privacy to others *Use facilities and supplies correctly *Wait your turn quietly *Keep hands, feet & objects to yourself 	<ul style="list-style-type: none"> *Wash hands and clean up after yourself and others *Inform teacher of any facility problem *Use facilities in a timely manner 	<ul style="list-style-type: none"> *Think before you act *Report serious problems to staff/teachers *If in a disagreement with peer, walk away 	<ul style="list-style-type: none"> *Be truthful *Use restroom only when needed *Do what's right, even when no one is watching
Dismissal	<ul style="list-style-type: none"> *Use appropriate voice *Be silent during announcements **Keep hands, feet & objects to yourself 	<ul style="list-style-type: none"> *Leave when dismissed by teachers *file as directed *Walk to bus/car using the sidewalk/steps 	<ul style="list-style-type: none"> *Think before you act *Report serious problems to staff *If in a disagreement with peer, walk away 	<ul style="list-style-type: none"> *Be truthful *Do what's right, even when no one is watching *Get materials and go back to class immediately



Example of a Matrix

	Classroom	Playground	Bus	Hallway	Cafeteria
Respect	<ul style="list-style-type: none"> • Talk w/ permission • Use kind word • Be honest 	<ul style="list-style-type: none"> • Use kinds words and actions • Treat nature kindly 	<ul style="list-style-type: none"> • Use quiet voices • Use kind words and actions 	<ul style="list-style-type: none"> • Be quiet 	<ul style="list-style-type: none"> • Use manners • Use quiet voice
Responsibility	<ul style="list-style-type: none"> • Have material ready • Be on task • Follow directions • Accept consequences 	<ul style="list-style-type: none"> • Line up when signaled • Follow directions • Use SOS 	<ul style="list-style-type: none"> • Go directly to bus and assigned seat • No eating, drinking • Keep area clean • Follow directions 	<ul style="list-style-type: none"> • Have a pass • Go directly to destination • Be aware 	<ul style="list-style-type: none"> • Money ready • Get supplies before seated • Eat your food • Clean up area
Helpful	<ul style="list-style-type: none"> • Keep personal space clean • Be cooperative • Be considerate 	<ul style="list-style-type: none"> • Be considerate • Be cooperative 	<ul style="list-style-type: none"> • Have things ready before your stop • Be ready to exit 	<ul style="list-style-type: none"> • Keep area clean • Assist others 	<ul style="list-style-type: none"> • No cutting in line • Stay seated until dismissed
Safe	<ul style="list-style-type: none"> • Keep hands, feet to self • Walk • Use materials appropriately • Use SOS 	<ul style="list-style-type: none"> • Use equipment appropriately • Stay with in boundaries • Be aware of surroundings 	<ul style="list-style-type: none"> • Walk to/from bus • Line up single file • Keep hands, feet and objects to self • Stay seated • Keep aisle clear 	<ul style="list-style-type: none"> • Walk single file on right side • One step at a time • Face forward 	<ul style="list-style-type: none"> • Stand on line • Keep hands, feet, and objects to self • Carefully dispose of trash

Teaching Matrix Activity

(Identify cells that you would change)

	Classroom	Lunchroom	Bus	Hallway	Assembly
Respect Others	<i>No food in class</i>	<i>Eat your own food</i>	<i>Stay in your seat</i>	<i>No harassment No violence</i>	<i>Arrive on time to speaker</i>
Respect Environment & Property	<i>Recycle paper</i>	<i>Return trays</i>	<i>Keep feet on floor</i>	<i>Do not litter</i>	<i>Take litter with you</i>
Respect Yourself	<i>Do your best</i>	<i>Wash your hands</i>	<i>Be at stop on time</i>	<i>Use your words</i>	<i>No hats No gum</i>
Respect Learning	<i>Have materials ready</i>	<i>Eat balanced diet</i>	<i>Go directly from bus to class</i>	<i>Go directly to class</i>	<i>Discuss topic in class w/ others</i>

Teaching Matrix Activity

(Identify cells that you would change)

	Classroom	Lunchroom	Bus	Hallway	Assembly
Respect Others	No food in class	<i>Eat your own food</i>	<i>Stay in your seat</i>	No harassment No violence	<i>Arrive on time to speaker</i>
Respect Environment & Property	<i>Recycle paper</i>	<i>Return trays</i>	<i>Keep feet on floor</i>	Do not litter	<i>Take litter with you</i>
Respect Yourself	<i>Do your best</i>	<i>Wash your hands</i>	<i>Be at stop on time</i>	<i>Use your words</i>	No hats No gum
Respect Learning	<i>Have materials ready</i>	<i>Eat balanced diet</i>	<i>Go directly from bus to class</i>	<i>Go directly to class</i>	<i>Discuss topic in class w/ others</i>

Post Your Expectations

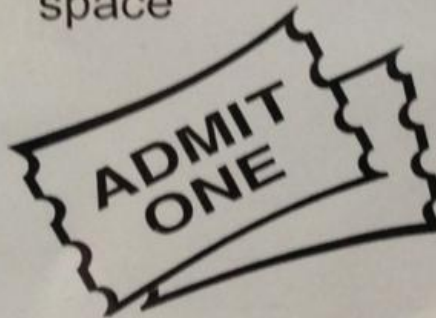
SPARTAN ASSEMBLY MATRIX

RESPONSIBLE

- Stay in assigned area
- Actively LISTEN!!
- Use quiet voices
- Keep hands, feet and objects to self

RESPECTFUL

- Pay attention to the speaker
- Sit quietly
- Keep personal space



SAFE

- Keep it **CLEAN!!**
- Follow all staff directions
- Enter and exit in orderly manner

RESTROOMS

Be Respectful
Be Responsible



Restroom

1. Use time wisely.
2. Keep facilities clean.
3. Flush and wash.
4. Throw away trash in cans.
5. Report problems or conflicts to the teacher.

Staff:

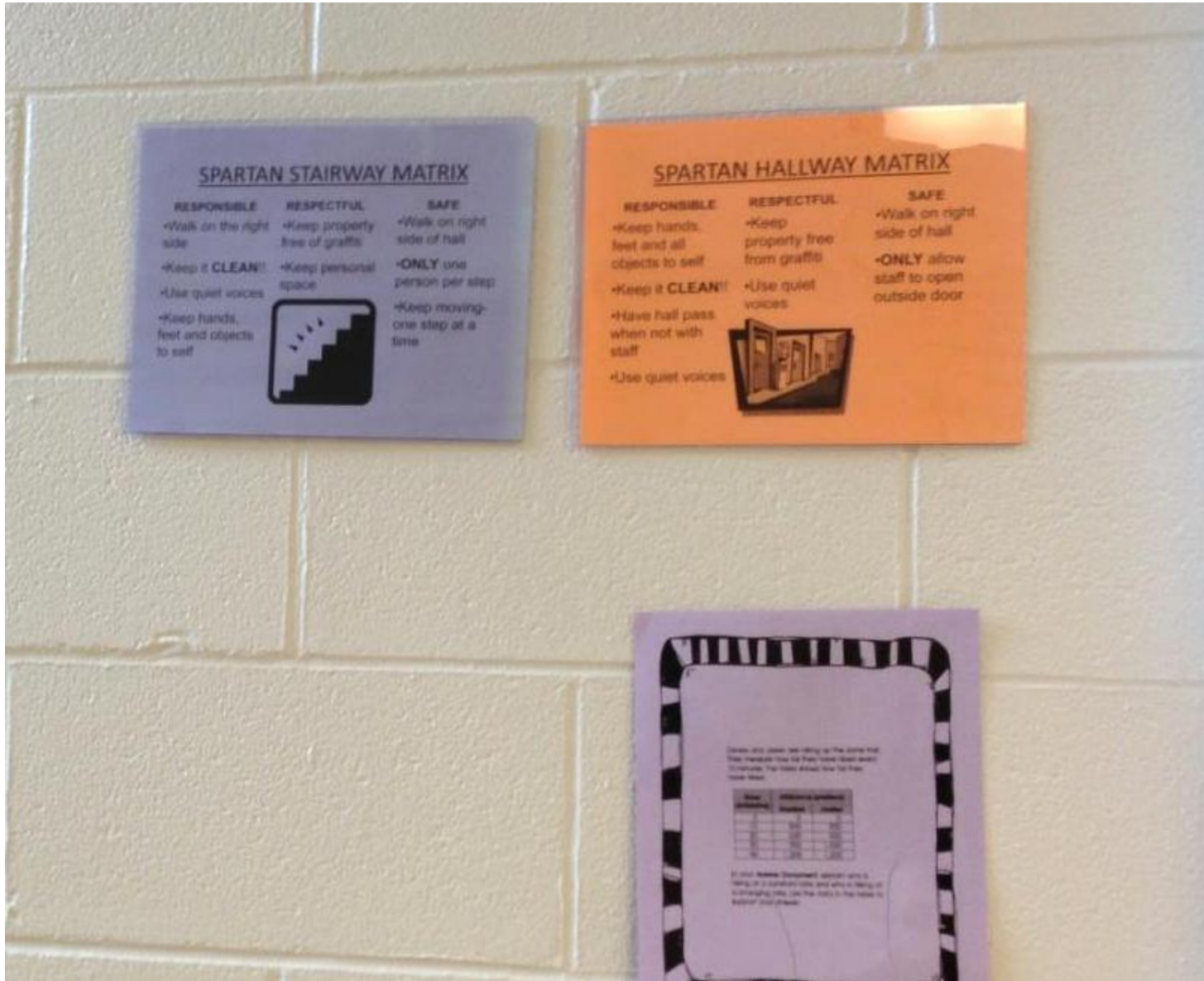
Remind students to use time between classes.

Review no smoking policy.

Remind ways to prevent illness (flush, wash, and dry).

Respond to reports of problems.

Stairway & Hall Intersection



Cafeteria Hallway

S
p
e

- Walk
- Keep hands and feet to yourself



R
e
s
p
e
c
t
f
u
l

- Don't touch other people's things in the cubbies and the Lost and Found area
- Keep hands off the doors
- Listen to adults
- Use whisper voices

R
e
s
p
o
n
s
i
b
l
e

- Throw away trash
- Line up quickly
- Pay attention to the time so you know when to line up

D
o
c
t
r
i
n
e

- Line up when your class is called
- Put your lunch box in the lunch basket

Mrs. Kearns'
Class



We are a PBS School
Skipper Pride is
Building Wide!!

McKinley Hallways

Show Your Pride!

Keep the floor clean.

Keep moving and stay to the right.

Be considerate of your neighbor as
you walk.


Enjoy wall art with your eyes only.

Keep voice levels to a minimum.

Hallway Expectations: Preschool



Circle Time Expectations





Time

- What are our school expectations?
- How will we obtain stakeholder input before finalizing?
- What settings do we need to include in our matrix?

education.ohio.gov

Social Media

facebook

Ohio Families and Education
Ohio Teachers' Homeroom

Linked in

ohio-department-of-education

Storify

storify.com/ohioEdDept

twitter

@OHEducation

You Tube

OhioEdDept